

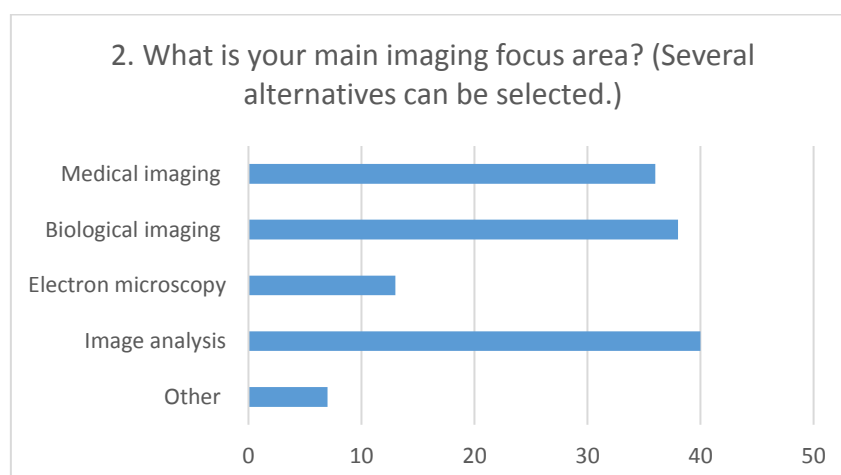
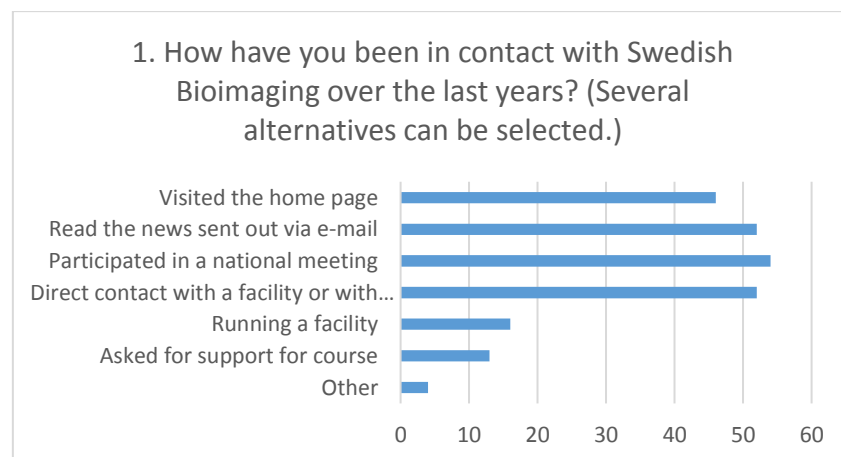
## Summary of the Swedish Bioimaging inquiry sent out in June, 2016.

Number of recipients: around 300

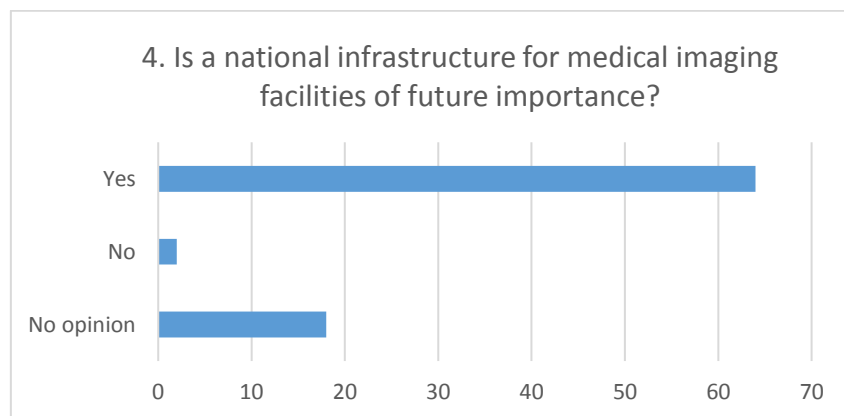
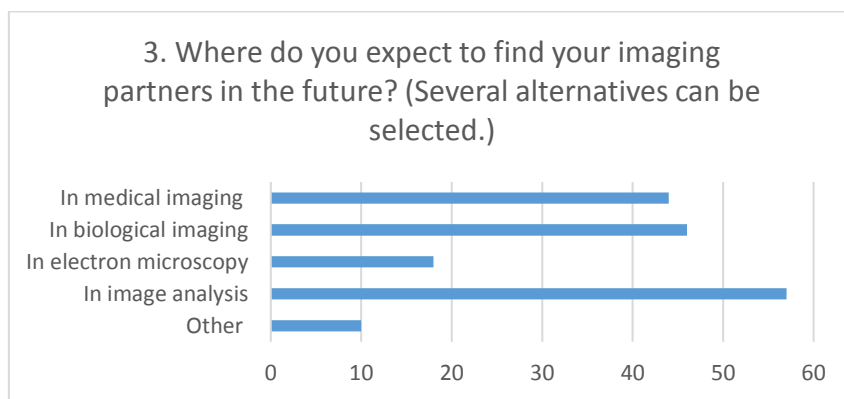
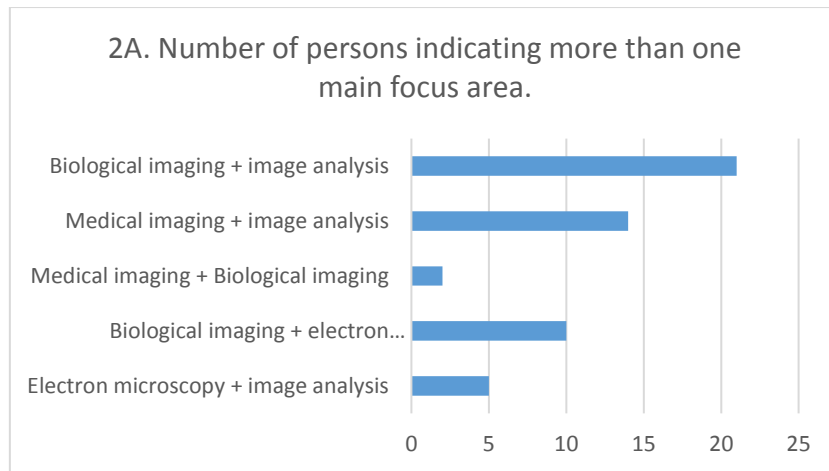
Number of answers: 84

29 out of 84 also provided extra comments to at least one question.

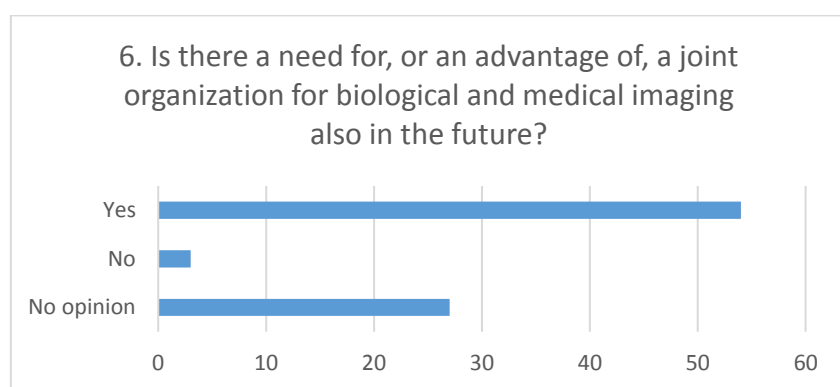
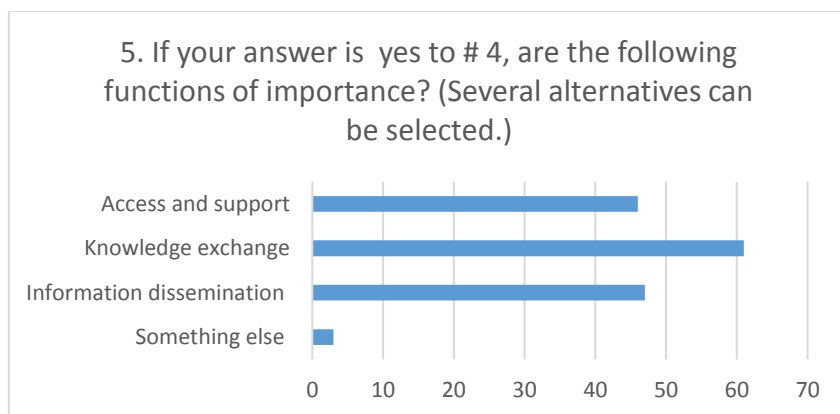
The answers to the seven specific questions 1-7 of the inquiry are presented below and are combined with some extra information. In the graphs, the number of specific answers are presented. Questions or answer alternatives have in some cases been shortened due to limited space, but can be found in the original wording by the end of this document.



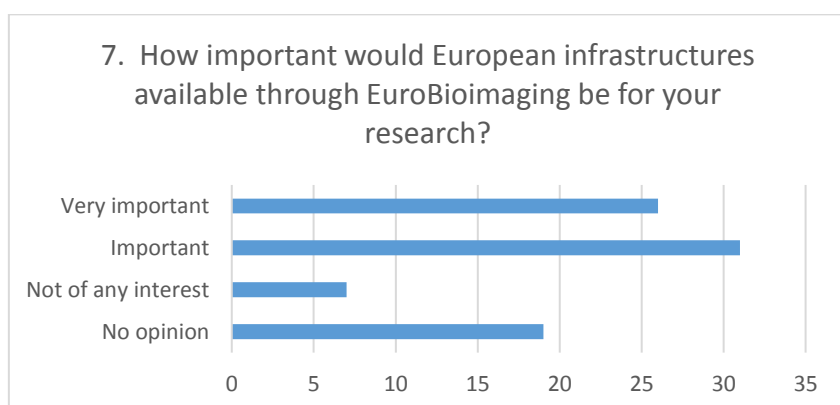
**Comment to question #2:** Many persons indicated more than one imaging focus area as seen in panel 2A:



**Comment to question #4:** 86% of the persons indicating medical imaging as their main imaging focus area, and 68% of the persons indicating biological imaging as their main imaging focus area, answered that a national infrastructure for medical imaging facilities is of future importance.



**Comment to question #6:** 67% of the persons indicating medical imaging as their main focus area, and 58% of the persons indicating biological imaging as their main focus area, answered that there is a need for, or advantage of, a joint organization for biological and medical imaging also in the future. 73% of the persons indicating image analysis as their main imaging focus area answered yes to question #6.



**Comment to question #7:** 69% of the persons indicating medical imaging as their main imaging focus area, 68% of the persons indicating biological imaging as their main imaging focus area, and 80% of the persons indicating image analysis as their main imaging focus area, considered European infrastructure available through EuroBioimaging as important or very important for their research. For persons with electron microscopy as main imaging area, the number is 54%.

## **Questions and answer alternatives as presented in the inquiry:**

**1. How have you been in contact with Swedish Bioimaging over the last years? (Several alternatives can be selected.)**

- Visited the home page
- Read the news sent out via e-mail
- Participated in a national meeting (2012 Umeå, 2013 Göteborg, 2014 Uppsala, 2015 Lund, 2016 Göteborg)
- Direct contact with a facility or with others involved in running Swedish Bioimaging
- Running a facility (PI, director, support etc)
- Asked for support to participate in or organize a course or work shop
- Other (please specify at question # 8).

**2. What is your main imaging focus area? (Several alternatives can be selected.)**

- Medical imaging (clinical as well as preclinical; e.g. MRI, PET, MEG)
- Biological imaging (light microscopy modalities)
- Electron microscopy
- Image analysis
- Other (please specify at # 8)

**3. Where do you expect to find your imaging partners in the future? (Several alternatives can be selected.)**

- In medical imaging (e.g. MRI, PET, MEG)
- In biological imaging (light microscopy modalities)
- In electron microscopy
- In image analysis
- Other (please specify at # 8)

**4. Is a national infrastructure for medical imaging facilities of future importance?**

- Yes
- No
- No opinion

**5. If your answer is "yes" to # 4, are the following functions of importance? (Several alternatives can be selected.)**

- Access and support
- Knowledge exchange through meetings, courses or workshops
- Information dissemination of activities of the community
- Something else – specify (# 8)

**6. Is there a need for, or an advantage of, a joint organization for biological and medical imaging also in the future?**

- Yes (please describe under # 8 what the main tasks for such an organization should be)
- No
- No opinion

**7. At the European level, EuroBioimaging has a role for coordinating and making available bioimaging infrastructures for researchers in other European countries. How important would European infrastructures available through EuroBioimaging be for your research?**

- Very important
- Important
- Not of any interest
- No opinion